

902 / 1002

Two Bedroom & Office
*with Two and a Half
Bathrooms*

2,238/1,883 SF
1,781 SF INTERIOR
457/102 SF EXTERIOR



ONE FOREST HILL

The only one.



ONE FOREST HILL

The only one.

902 / 1002 – Southeast corner

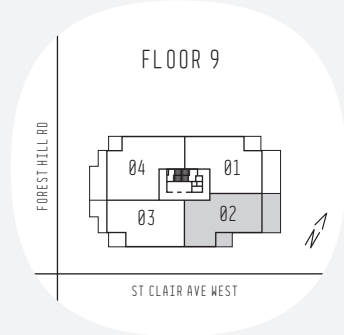
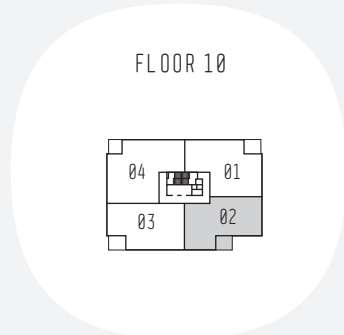
Two Bedroom & Office with Two and a Half Bathrooms

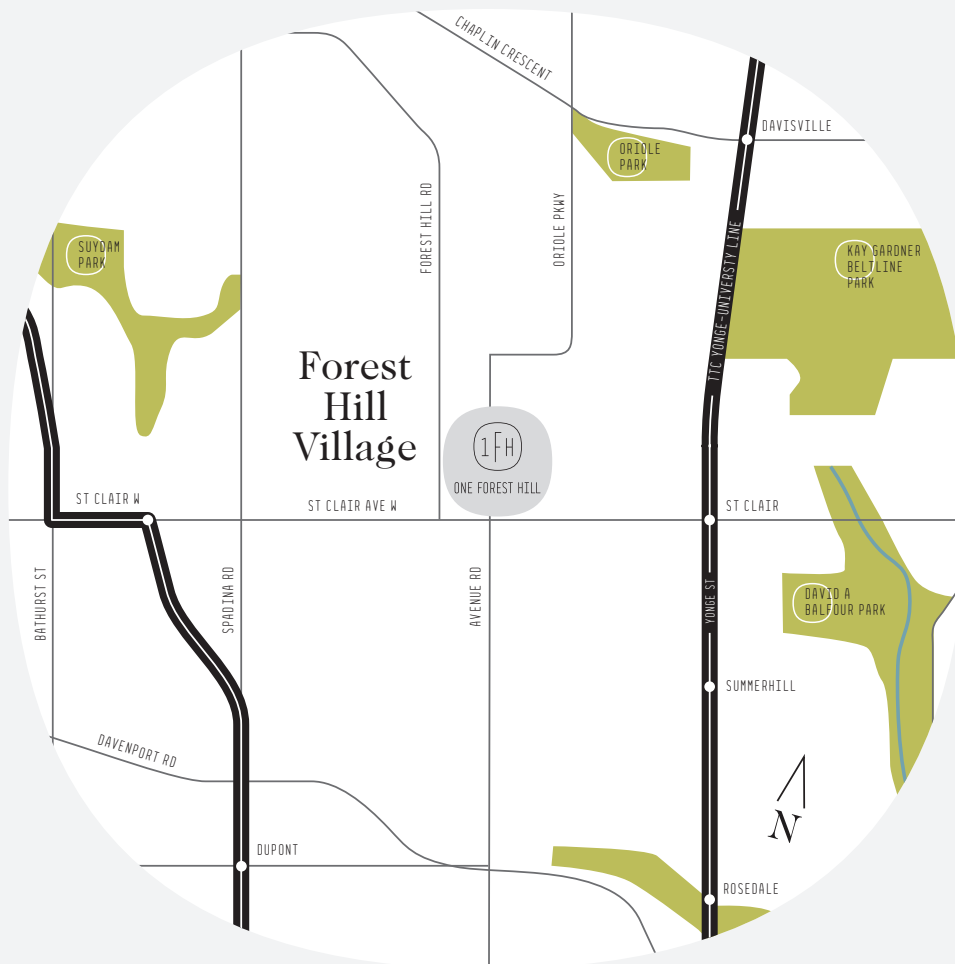
Floor 9 : 2,238 sf Total – 1,781 sf Interior / 457 sf Exterior

Floor 10 : 1,883 sf Total – 1,781 sf Interior / 102 sf Exterior



10th floor view facing south





OneForestHill.com



NORTHDRIVE
NORTHDRIVE.CA

RENDERING IS AN ARTIST'S IMPRESSION. ALL SIZES AND SPECIFICATIONS ARE SUBJECT TO CHANGE WITHOUT NOTICE. © 2011